

### RMC HYBRID WOOD PROTECTOR

RMC Hybrid Wood Protector is a genuine 'monocoat', suitable for coloring and protecting almost all exterior wood in 1 single layer. The oil protects wooden façades, patios, shutters, portals, garden furniture, pontoons, etc. from discolouration and weathering. The easy application and maintenance makes this oil an exceptionally user-friendly product.



#### PRODUCT INFORMATION

##### › Unique characteristics

- Based on RMC technology using integrated UV stabilizer.
- 0% VOC, does not contain any water or solvents.
- Suitable for almost all types of wood, can also be used for interior applications!
- Available in 12 contemporary wood colours and 8 trendy pop colours.
- Easy to apply.
- Fast-drying.
- Economical: minimum consumption.
- Not film-forming. Does not flake off.
- Maintenance with the same product. No need for sanding!

##### › Colours

###### Traditional colours:



###### POP colours:



#### PLEASE NOTE:

- The pigment in the various RMC Hybrid Wood Protector colours contributes to the protection of the wood from greying. The colour PURE is not pigmented, which will cause the natural greying to occur in exterior environments.
- Applying light colours (White, Natural, etc.) to horizontal surfaces is not recommended.
- To further intensify the coloring, RMC Hybrid Wood Protector can be combined with an optional pre-treatment with RMC Sunprimer HWP. Please consult the technical data sheet of the RMC Sunprimer HWP for detailed instructions.

### › Technical characteristics

- Physical state: liquid
- Smell: linseed oil
- Density: 0.95 - 1.3kg/L
- VOC: 0 g/L
- QUV: tested according to the EN 927-6 norm.

### › Packaging



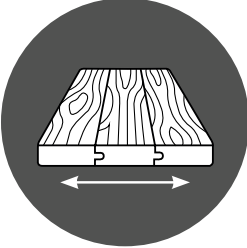
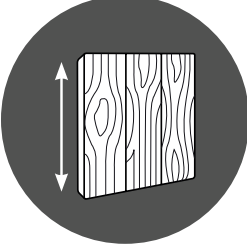
Bottle 20 ml, 100 ml and 0,5 L, can 1 L and 2,5 L

### › Storage

The product can be stored for up to 36 months in dry conditions and when stored in the original packaging. Keep away from frost.

## APPLICATION INFORMATION

### › Application possibilities

		 RMC Hybrid Wood Protector	 RMC Sunprimer HWP & RMC Hybrid Wood Protector
 Horizontal	Deckings	✓	NO
	Tables, chairs,...	✓	✓ <sup>*</sup> Be sure to add 10% RMC Accelerator to the RMC Hybrid Wood Protector!
 Vertical	Façades	✓	✓ <sup>*</sup> Be sure to add 10% RMC Accelerator to the RMC Hybrid Wood Protector!
	Windows, doors,...	✓	✓ <sup>*</sup> Be sure to add 10% RMC Accelerator to the RMC Hybrid Wood Protector!

  
 Be sure to add 10% RMC Accelerator to the RMC Hybrid Wood Protector!

When RMC Hybrid Wood Protector is combined with an optional pre-treatment with RMC Sunprimer HWP, **10% RMC Accelerator** must be added to the oil .

### REMARK: EXTERIOR AND INTERIOR!

RMC Hybrid Wood Protector can be used indoors and outdoors to treat surfaces like parquet floors, wooden bathroom furnishings, kitchen worktops, and external timber decking. These items are often used intensively which is why it's obligatory to add **10% of RMC Accelerator** to the oil.

### › Instructions

#### EXTERIOR

**STEP 1.** Remove all residues of old applications. Clean the surface using RMC Exterior Wood Cleaner.

**STEP 2.** Stir the oil thoroughly before use.

**STEP 3.** Once the cleaned surface is dry, apply a layer of RMC Hybrid Wood Protector with a flat brush or a RMC Brush Standard 220.

**STEP 4.** Leave to react for 10 minutes. Smooth the surface again with the same brush (without applying new product).

**STEP 5.** After 5 minutes wipe off traces of excess product with a piece of cloth.

**STEP 6.** Let dry for about 24 hours. Complete curing takes place after 7 days.

### › Tips & tricks

- The preparation always has to be done with RMC products.
- The product must not be diluted under any circumstances.
- Stir the product well before application. When using several containers at one site, it is recommended to mix them for an even result.
- Never apply in direct sunlight and at temperatures under 10 °C. Only work when weather conditions are dry.
- Do not cover and do not place heavy objects on the wood until completely dry.
- Horizontal surfaces need to be rubbed dry if they are exposed to rain within 24-36 hours after applying the oil.
- When RMC Hybrid Wood Protector is combined with an optional pre-treatment with RMC Sunprimer HWP, **10% RMC Accelerator** must be added to the oil (step 2 of the instructions above)!

#### INTERIOR

**STEP 1.** Sand the surface scratch-free. Vacuum thoroughly, eliminate remains of dust with RMC Cleaner.

**STEP 2.** Add 10 % of RMC Accelerator to the oil. Stir thoroughly before use.

**STEP 3.** Once the cleaned surface is dry, spread out a small quantity of the product with a cloth or the RMC Brush Standard 100.

**STEP 4.** Leave to react during a few minutes.

**STEP 5.** Thoroughly remove all excess of oil with a cloth. The surface should feel dry!

**STEP 6.** Let dry for about 24 hours. Complete curing takes place after 7 days.

#### INDUSTRIAL APPLICATION

If you want to apply this product in an industrial manner, we advise you to get in contact with our technical care team. The technical data sheet for industrial use is available on demand.

For industrial applications, it is obligatory to add **10% of RMC Accelerator** to the RMC Hybrid Wood Protector.

### ATTENTION

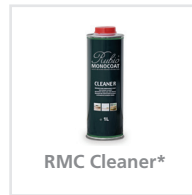
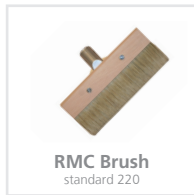
Cloths that are soaked in oil may spontaneously combust and must therefore be submerged in water after use.

### › Coverage

- Usage on exterior wood: 1 L = ± 30 m<sup>2</sup>
- Usage on interior wood: 1 L = ± 50 m<sup>2</sup>

*These usages are merely indicative. Results depend on wood type, wear and tear and method of preparation. It is always recommended to make a sample in order to calculate the exact usage.*

### › Tools



\*The used tools can be cleaned with RMC Cleaner.

### › Related products



Check the packaging and the safety data sheet for more details.

For our complete assortment of products and machinery for the protection and colouring of interior and exterior wood, please visit [www.rubiomonocoat.com](http://www.rubiomonocoat.com)

YOUR DISTRIBUTOR:

**LIABILITY:** It is the user's responsibility to establish, through his own tests, whether the product is suitable for the chosen application. In no case can Muylle Facon NV be held liable for any consequential damage. The information above may be subject to changes, which will be published in the updated versions of the technical data sheet. We cannot be held liable for poor results due to causes that are not related to the quality of the product. This technical information has been drawn up based on the currently available information and knowledge. The most recent technical data sheets can be requested or are available on the website. **Date of TDS: 25/01/2019. Check the safety information before using the product.**



# Rubio<sup>®</sup> MONOCOAT

MUYLLE  FACON

**Muylle Facon BVBA**  
Ambachtenstraat 58  
8870 Izegem (BELGIË)

Tel. +32 (0) 51 30 80 54  
Fax +32 (0) 51 30 99 78  
info@muyllefacon.be

[www.rubiomonocoat.com](http://www.rubiomonocoat.com)